

**Pecos Kindergarten  
1st Six Weeks/Parent Calendar**

**Theme: Getting to Know Us**

<b>Theme: Getting to Know Us</b>						
	<b>Week One</b>	<b>Week Two</b>	<b>Week Three</b>	<b>Week Four</b>	<b>Week Five</b>	<b>Week Six</b>
<b>Reading</b>	Read with your child daily. We are focusing on letters and skills listed for each week.	Recall or retell a story. Rhyming words, nursery rhyme ex. One, two, buckle my shoe. Writing our name.	Letter Mm Tell the sequence of order of events in a story.	Letter Rr Talk about things that are alike and different.	Letter Ss Characters in a story.	Review letters Mm, Rr, Ss with your child. Words for numbers
<b>Fine Arts</b>	Music class orientation	Learning loud and soft sound differences in music and voice.	CD "That's what's new with me" "My head and my shoulders".	"Hello there.". "Hi Dee-Roon"	"Clap, Wiggle and Stomp" "Sing a Little Song"	" Skip to My Lou" "Sugar 'Sugah' Bee" "Get on Board"
<b>P-E</b>	Organization: Rules, Signals, and Formations	Organization: Rules, Signals, and Formations	Locomotor Movements	Locomotor Movements	Gymnastic Activities	Gymnastic Activities

**Pecos Kindergarten  
1st Six Weeks/Parent Calendar**

<b>Technology</b>	Read with your child daily. We are focusing on letters and skills listed for each week.	Help your child identify letters in their name and match upper and lower case letters. Make a set of alphabet cards in lower and upper case to help identify.	Ask your child about the different areas in the computer lab. Ask what is done in each. Using paper keyboards, practice finding the letters of your child's name. Work with your child on writing and matching the letter M.	Use technology terms for your child to practice. For example: Keyboard, monitor, computer, mouse, cursor, earphones, click. Work with your child on writing and matching the R's.	Continue using terminology, practice finding letters on key boards. Work on finding and writing Ss.	Review alphabet letters M, R, S with your child. Please help them match upper/lower case of M,R,S.
		<b>Week One</b>	<b>Week Two</b>	<b>Week Three</b>	<b>Week Four</b>	<b>Week Five</b>
<b>Math</b>	Name shapes. Sort objects by size, shape and color. Introduce number 0.	Positions: up, over, on, in, behind, in front of, above, below, under, between. Keep practicing shape identification. Identify numbers 0,1.	Describe circle, square, triangle and rectangle. Numbers 0, 1, 2.	Make shape picture. Tell where shape is and name shape. Numbers 0, 1, 2, 3.	Count to 4. Make sets to four. Order numbers 0-4.	Count to 5. Make sets to five. Order numbers to 5. Practice writing numbers 0, 1, 2, 3, 4, 5.
	<b>Science</b>	Ask your child about the places in his/her school.Ex. Cafeteria, classroom, library, playground etc.)	Ask your child to sort objects into groups by color.	Ask your child about the magnets and magnifying glasses in their classroom.	Help your child find things at home that are magnetic and non-magnetic.	Ask your child what pets need to live- (food, water, shelter.

## Pecos Kindergarten 1st Six Weeks/Parent Calendar

Social Studies	Self: What did you do at school today? Home: What do you do at home? Family: Why is my family special? Classroom : Where is the location of your classroom and parts of your classroom. Rules: Discuss the rules with your child. Authority figures: Who are they at your school?	Self: Tell why your child is special. Discuss how human needs are met.	Family: Tell about your family, brothers, sisters, etc... Talk about what you like to do with your family.	Community: Name our community. Discuss jobs in our community.	Authority Figures: Discuss authority figures in home, school and community	Culture and Nutrition: Talk about differences in cultures. Ex. What kinds of foods go with a particular culture. Ask your child to tell you examples of healthy foods. (Good nutrition).

**Pecos Kindergarten**  
**2nd Six Weeks/Parent Calendar**

<b>Theme: Family and Community</b>						
<b>Week One</b>						
<b>Week Two</b>						
<b>Week Three</b>						
<b>Week Four</b>						
<b>Week Five</b>						
<b>Week Six</b>						
<b>Reading</b>	Read with your child daily. Letter Bb. Look at illustrations to help understand the story. Writing our name.	Letter Tt. Character in a story. Rhymes and songs.	Letter short a. Recall and retell events in a story.	Letter Ff. Talk about setting, theme, and plot in a story. Beginning, middle, end.	Letter Nn. Recall and retell events in a story.	Review letters Bb, Tt, Aa, Ff, and Nn with your child.
<b>Fine Arts</b>	Continue to explore music: Identifying loud and soft sounds "Clap, Wiggle and Stomp" "Sing a Little Song" Hint: Ask your child to clap/tap along with a song on the radio or stereo. Understanding rhythm will help his reading fluency.	Identifying loud and soft sound; Steady Beat; CD "Clap, Wiggle and Stomp" "Sing a Little Song"	Continue to explore music; High and low sounds CD "The Kangaroo Song"	Identifying loud and soft sound; Steady beat rhythm. CD "Andy Pandy"	Tap and Clap Beat; CD "Pon Pon Pon"	Express faster/slower and show high and low pitches
<b>P-E</b>	Beanbag Challenges using manipulations.	Beanbag Challenges using manipulations.	Relay Games using beanbags.	Eye-Hand Coordination	Eye-Hand Coordination	Eye-Hand Coordination

## Pecos Kindergarten 2nd Six Weeks/Parent Calendar

<b>Technology</b>	Read with your child daily. We are focusing on letters and skills listed for each week. Practice reviewing M,R,and S (beginning sounds of words). Practice location of space bar, return/enter key. Focus and Introduction of Letter Bb.	Help your child with capitalization of their name by using the shift key. Focus and Introduction of letter Tt.	Reminder to continue using Waterford books and tapes. Focus and introduction of the letter ä. Work with your child on punctuation. Please read to child daily.	Use technology terms for your child to practice. For example: Keyboard, monitor, computer, mouse, cursor, earphones, click. Focus and introduction on letter Ff. Continue to work on punctuation and capital letters.	Continue using terminology, practice finding letters on key boards. Focus and introduction on letter Nn.	Review alphabet letters Bb, Tt, ä, Ff, and Nn. Allow children to copytype objects in the home that are labeled. For example, milk, peas, and any canned goods or nonperishable items.
	<b>Week One</b>	<b>Week Two</b>	<b>Week Three</b>	<b>Week Four</b>	<b>Week Five</b>	<b>Week Six</b>
<b>Math</b>	Positions: under, over, above, below, top. Middle, bottom, before, after. Have your child tell you the position of objects. Introduce number 6.	Continue with positions. Add ABAB patterns (spoon, fork, spoon, fork). Introduce number 7. Review numbers 0-6.	Introduce number 8. Practice writing numbers 0-8. Sequence numbers 0-9.	Introduce number 9. Review numbers 0-8. Practice using ordinal numbers (first, second, third...last).	Introduce number 10. Count sets of objects 0-10. Sequence numbers 0-10. Practice writing numbers 0-10.	Compare groups of objects (0-10). Which has more? Which has less? Which are equal?
<b>Science</b>	We are learning that temperature effects objects. (melting, burning, freezing)	We are learning that all animals have basic needs. (food, water, shelter)	We are learning what a "farm animal" is, and how they help us.	We are learning the parts of a plant. (stem, leaves, flower, roots)	We are learning that seasons change. (spring, summer, fall)	We are learning that some objects will sink, while others will float.

**Pecos Kindergarten  
2nd Six Weeks/Parent Calendar**

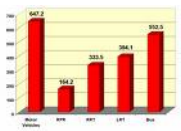


<b>Social Studies</b>	<p>Basic Economic Needs and How Rules affect these needs: Why do we need a home? Why is family important? Why is food important? Why is security important? Why do we need rules? What rules are at home, school, community?</p>	<p>How jobs effect economics: What would happen if jobs are not available? What are your parents jobs? What kind of job will you have when you grow up? Why is it important to have a job?</p>	<p>How farms effect economics: Why are farms important? What food sources do we receive from farms? What other products come from farms? What are the jobs on a farm? Would you like to live on a farm? What would happen if we did not have farms?</p>	<p>Planting and Change in Seasons: What are the four seasons? What season are we in now? Why do we have a change of seasons? What kind of plants can be planted in each season? How does the weather change with each season? Why are changes in each season important?</p>	<p>Change of Season: Compare and contrast the four seasons. Name some of the changes in each season. What is your favorite season? Why? How does the environment change with each season?</p>	<p>The Environment: What are some of the land forms in West Texas? How does water benefit our human needs? Can you name another type of environment? What are some of the natural resources in our area? What kind of weather patterns exist in our desert environment?</p>

**Pecos Kindergarten**  
**3rd Six Weeks/Parent Calendar**

**Theme: So Much to Do**

<b>Theme: So Much to Do</b>						
	<b>Week One</b>	<b>Week Two</b>	<b>Week Three</b>	<b>Week Four</b>	<b>Week Five</b>	<b>Week Six</b>
<b>Reading</b>	Read with your child daily. Letter Pp. Use Cause and Effect to help understand the story. Writing complete sentences.	Letter Short a. Use illustrations/ retell a story. Rhymes and songs.	Letter Hh. Use cause and effect to help understand the story. Distinguish between capital and lowercase letters. Use a period at the end of a sentence.	Letter Gg. Compare and contrast parts of the story. Story elements: discuss setting, theme and plot of a story.	Letter Short li Sequence events in a story. Talk to your child about sentences that make a statement and sentences that ask a question.	Review letters Pp, Hh, Gg, a, S s, Tt, i, Ff . Use cause and effect to understand the story. Give your child one or two step oral directions for them to follow. Example: Go to the kitchen and get an apple.
<b>Fine Arts</b>	Continue to explore music: Fast/slow, up/down (tone) and rhythm. Hint: Ask your child to clap/tap along with a song on the radio or stereo. Understanding rhythm will help his reading fluency. It is also patterning (math).	Practice songs for Christmas program. Hint: Sing silly songs--make up songs with your student. Sing nursery rhymes with them at home...Hey Diddle Diddle, Itsy Bitsy Spider, Little Miss Muffett, etc....	Practice songs for Christmas program. Hint: Ask your child to clap/tap along with a song on the radio or stereo. Help him learn about beats--this helps with learning syllabels and beginning and ending sounds.	Practice songs for Christmas program. Hint: Ask your child to clap/tap along with a song on the radio or stereo. Help him learn about beats--this helps with learning syllabels and beginning and ending sounds	Continue to explore music rhythms. Identify fast and slow and up and down. Hint: Reemphasize letters and sounds they have learned and do they hear them in any of the songs they hear on the radio or stereo.	Continue to explore music rhythms. Identify fast and slow and up and down. Hint: Reemphasize letters and sounds they have learned and do they hear them in any of the songs they hear on the radio or stereo.
<b>P-E</b>	Group rhythmical rope jumping.	Group rhythmical rope jumping.	Group rhythmical rope jumping.	Individual rope jumping techniques.	Individual rope jumping basic jumps.	Individual rope jumping basic jumps.

## Pecos Kindergarten 3rd Six Weeks/Parent Calendar

Technology	Read with your child daily. We are focusing on letters and skills listed for each week. Review reading, taping, and writing from left to right. Focus and Introduction of Letter Pp.	Help your child copy write correct manuscript letters. Look for focus letter of week in print such as newspapers, magazines, and books. Focus and Introduction of letter.	Reminder to continue using Waterford books and tapes. Focus and introduction of the letter Hh. Work with your child on punctuation. Please read to child daily. Practice copy writing short stories.	Use technology terms for your child to practice. For example: Keyboard, monitor, computer, mouse, cursor, earphones, click. Focus and introduction on letter Gg.	Continue using terminology, and finding letters in print. Focus and introduction on letter.	Review alphabet letters Pp, Hh, Gg, ä, ĩ Allow children to copywrite objects in the home that are labeled and in print.
	Week One	Week Two	Week Three	Week Four	Week Five	Week Six
Math	Survey your family members. Ask what each person's favorite food is. Make a graph to determine what the favorite food of the family is. 	Survey your family members. Ask what their favorite color is. Make a graph that shows which color is your family favorite. 	Introduce numbers 11, 12, and 13. Graph the weather for one week. 	Introduce numbers 14, 15, 16. Identify numbers. Sequence numbers 0-16.	Introduce numbers 17, 18, 19, 20. Practice writing numbers. Make groups of objects (0-20). Ask: "Which has more?" "Which has less?" "Which has equal amounts?"	Compare measurements. Get 2 sizes of cups. Ask: "Which holds more? Which holds less?"
	Science	We are learning that some things change from night to day. We also recognize the pattern of day, night, day, night, etc.	We are learning to recognize things as "Living" and " Non-living" and sort them into categories.	We are learning to recognize things as "Living" and " Non-living" and sort them into categories.	We are learning that seasons change. (winter, spring, summer, fall)	We are learning that weather changes and has patterns.

**Pecos Kindergarten  
3rd Six Weeks/Parent Calendar**

<b>Social Studies</b>	<p>Students will discuss the purpose of rules and identify why rules provide order, security, and safety in the home and at school. The students will discuss the roles of authority figures. <b>Ask your child to name the safety symbols in home, city, and school.</b></p>	<p>The students will learn about location. The students will interpret visuals including pictures and maps. They will learn about city, state, country and world. They will discuss vocabulary such as over, under, near, far, left, and right. <b>Ask your child what a map is, why are maps important, and how we use maps.</b></p>	<p>The students will discuss the similarities and differences among people. <b>Help your child understand similarities and differences among people (such as culture). Also, have your child illustrate their favorite hero and bring to school.</b></p>	<p>The students will discuss the role of a caregiver. <b>Help your child name the different caregivers in our community and ask your child "Why a caregiver's job is important".</b></p>	<p>Students will learn what jobs are in the home, community, and school. <b>Ask your child what job (chore) they do first, next, and last in your home.</b></p>	<p>The student will learn about customs and traditions, as well as, chronological order. <b>Help your child make a Birthday cake for someone special in your family and discuss your family's customs and traditions.</b></p>

**Pecos Kindergarten**  
**4th Six Weeks Parent Calendar**

**Theme: Everyday is Special**

<b>Theme: Everyday is Special</b>						
	<b>Week One</b>	<b>Week Two</b>	<b>Week Three</b>	<b>Week Four</b>	<b>Week Five</b>	<b>Week Six</b>
<b>Reading</b>	Read with your child daily. Letter Cc. Skill -Predicting. Explain to your child that as you read , they should think about what will happen next- make a prediction. Practice rhyming words. Review color words.	Letter Dd. Story Elements: Plot, Setting, Theme Read a story ask details about what was read .Use describing words.	Letter Ll. Skill- Predicting. Read the first part of a story with your child. Let your child predict how the story will end. Finish the story. Talk about traditions. How we express more than one- book / books.	Letter short o. Compare and contrast parts of a story. Extend vocabulary by using descriptive words. Naming words- when cooking, working around, use the proper name of tools and discuss how each helps us.	Letter Kk. Summarize a story.Allow your child to ask you questions about the story. Use lots of describing words .	Review letters Aa Bb, Cc, Dd, Gg,Hh, Ii, Kk, Ll, Nn, Oo, Rr, and Tt with your child. Review predicting. Talk about opposites and give examples.
<b>Fine Arts</b>	Our theme for this six weeks is "Traditions". Explore your own family traditions and routines and go over traditional songs and rhymes with your student. Continue simple clapping exercies because understanding rhythm will help his reading fluency.	Our theme for this six weeks is "Traditions". Explore your own family traditions and routines and go over traditional songs and rhymes with your student. Continue simple clapping exercies because understanding rhythm will help his reading fluency.	Our theme for this six weeks is "Traditions". Explore your own family traditions and routines and go over traditional songs and rhymes with your student. Continue simple clapping exercies because understanding rhythm will help his reading fluency.	Our theme for this six weeks is "Traditions". Explore your own family traditions and routines and go over traditional songs and rhymes with your student. Continue simple clapping exercies because understanding rhythm will help his reading fluency.	Our theme for this six weeks is "Traditions". Explore your own family traditions and routines and go over traditional songs and rhymes with your student. Continue simple clapping exercies because understanding rhythm will help his reading fluency.	Our theme for this six weeks is "Traditions". Explore your own family traditions and routines and go over traditional songs and rhymes with your student. Continue simple clapping exercies because understanding rhythm will help his reading fluency.
<b>P-E</b>	Group rhythmical rope jumping.	Group rhythmical rope jumping.	Group rhythmical rope jumping.	Individual rope jumping techniques.	Individual rope jumping basic jumps.	Individual rope jumping basic jumps.

## Pecos Kindergarten 4th Six Weeks Parent Calendar

Technology	Read with your child daily. We are focusing on letters and skills listed for each week. Review reading, typing, and writing from left to right. Focus and Introduction of Letter Cc.	Help your child copy write correct manuscript letters. Play eye spy using focus letter of week in print such as newspapers, magazines, books, and road signs. Focus and Introduction of letter Dd.	Reminder to continue using Waterford books and tapes. Focus and introduction of the letter Ll. Work with your child on punctuation. Please read to child daily. Practice copy writing short stories.	Use technology terms for your child to practice. For example: Keyboard, monitor, computer, mouse, cursor, earphones, click. Focus and introduction on letter ô. Look for items around the house that start with the short o sounds.	Practice and review with your child rhyming words. Focus and introduction on letter Kk.	Review alphabet letters Aa, Bb, Cc, Dd, Gg, Hh, Ii, Kk, Ll, Pp, Nn, Oo, Rr, Tt. Continue to work on word family activities. Example, at, ot, ad word families.
		Week One	Week Two	Week Three	Week Four	Week Five
Math	Get 2 different sizes of cups. Compare: Which holds more? Which holds less? Discuss temperature. Name items or places that are hot or cold.	Measure 2 objects. Which is longer? Which is shorter? Can they be the same length? Discuss weight. Compare items. Ask: Which is heavier? Which is lighter?	Count to 100 by 1's. Count to 100 by 10's.	Count to 100 by 5's.	Identify the days of the week. Identify the months of the year. Decide when an event occurs: morning, afternoon or evening. Choose 2 activities. Discuss which takes more time and which takes less. (Example: brushing your teeth vs. watching a movie.)	Describe geometric figures: cone, cylinder, cube, sphere. Vocabulary words to use: corner, side, round.
	Science	We are learning about the parts of plants, and that plants have basic needs. (soil, water, sunlight)	We are learning that living things change with time by studying the life cycle of a duck.	We are learning about our five senses and how they help us learn. (See, hear, smell, taste, feel)	We are learning that animals and people share some similar basic needs such as: food, water, shelter, sleep.	We are learning that mammals have fur or hair, have live young and give their young milk.

## Pecos Kindergarten 4th Six Weeks Parent Calendar

<b>Social Studies</b>	Students will discuss family traditions which have been handed down from generation to generation. Parents, share traditions in your own family that have been handed down.	Students will talk about the importance of family traditions and compare and contrast customs and traditions.	Students will describe customs and traditions of our community.	Students will understand the human and physical characteristics of the environment (land forms, bodies of water, natural resources, and weather). Parents, discuss with your child what school was like in the past and compare to what school is like now.	Students will understand the concept of chronology (use vocabulary related to time and chronology including before, after, first, next and last).	Students will understand the concept of location (use terms including over, under, near, far, left, and right to describe relative locations). Parents, use examples in your own home.

**Pecos Kindergarten**  
**5th Six Weeks Parent Calendar**

**Theme: Let's Go and How Things Work.**

	<b>Week One</b>	<b>Week Two</b>	<b>Week Three</b>	<b>Week Four</b>	<b>Week Five</b>	<b>Week Six</b>
<b>Reading</b>	<p>Read with your child daily.            Letter Jj.            Skill -Generalizing.            Example- Most birds can fly.            Action words tell what a person, animal or thing does.</p>	<p>Letter Ww.            Skill- Classifying            Things that go together. How can things be grouped in different ways?</p>	<p>Letter Ll.            Skill- Main Idea. Read a story with your child. Let your child identify the problem in the story. How is the problem solved?            Ask your child to tell what the story is about using complete sentences.</p>	<p>Letter Vv.            Skill- Classifying            Things that go together. How can things be grouped in different ways?</p>	<p>Skill- Letter short e.            Summarize a story.            Allow your child to ask you questions about the story. Use lots of describing words .</p>	<p>Review letters Ee, Gg, Jj, Ll, Oo, Qu qu, Tt, Vv, Ww with your child.            Skill- Classifying            Things that go together. How can things be grouped in different ways.</p>
<b>Fine Arts</b>	<p>Our theme for the first three weeks is "Let's Go". Explore your community and how do we get from here to there. Engage in conversation with your student. Continue simple clapping exercises because understanding rhythm will help his reading fluency.</p>	<p>Our theme for the first three weeks is "Let's Go". Explore your community and how do we get from here to there. Engage in conversation with your student. Continue simple clapping exercises because understanding rhythm will help his reading fluency.</p>	<p>Our theme for the first three weeks is "Let's Go". Explore your community and how do we get from here to there. Engage in conversation with your student. Continue simple clapping exercises because understanding rhythm will help his reading fluency.</p>	<p>Our theme for the second three weeks is "How Things Work". Explore simple machines and what makes them go. Encourage your student to ask questions on how things are made or offer up explanations.</p>	<p>Our theme for the second three weeks is "How Things Work". Explore simple machines and what makes them go. Encourage your student to ask questions on how things are made or offer up explanations.</p>	<p>Our theme for the second three weeks is "How Things Work". Explore simple machines and what makes them go. Encourage your student to ask questions on how things are made or offer up explanations.</p>
<b>P-E</b>	Hopscotch	Hopscotch	Obstacle Course	Obstacle Course	Volleyball using beach ball	Volleyball using beach ball

## Pecos Kindergarten 5th Six Weeks Parent Calendar

Technology	Read with your child daily. We are focusing on letters and skills listed for each week. Review reading, typing, and writing from left to right. Focus and Introduction of Letter Jj.	Help your child copy write correct manuscript letters. Play eye spy using letters learned in print such as newspapers, magazines, books, and road signs. Focus and Introduction of letter Ww.	Reminder to continue using Waterford books and tapes. Focus and introduction of the letter Ll. Work with your child on punctuation. Please read to child daily. Practice copy writing short stories.	Focus and introduction on letter e. Look for items around the house that start with the short sounds. Encourage children to find letters learned in the beginning, middle and ending sounds in words.	Practice and review with your child rhyming words. Focus and introduction on letter Qq.	Review alphabet letters Ee, Gg, Jj, Ll, Oo, Qq, Tt, Vv, and Ww. Continue to work on word family activities. Example, at, ot, ad word families.
		Week One	Week Two	Week Three	Week Four	Week Five
Math	Help your child identify the numbers: 11, 12, 13, 14, 15, 16, 17, 18, 19, 20.	Sequence the numbers 11-20. Practice counting objects using the amounts of 11-20.	Practice writing numbers 11-20. Compare sets. Which has more? Which has fewer?	Practice adding cereal pieces. Example: 3 red fruit loops <b>plus</b> 3 yellow fruit loops <b>equals</b> 6 fruit loops <b>altogether</b> .	Practice addition sentences with sums to 10. Example: $6 + 4 = 10$ .	Practice vertical addition. Example: $\begin{array}{r} 3 \\ + 2 \\ \hline 5 \end{array}$
	Science	We are learning that some birds fly south for the winter and north for the summer. (Migration)	We are learning to think like a scientist. Example: "What do you think will happen if...?" "What happened?" "Why"?	We are learning to think like a scientist. Example: "What do you think will happen if...?" "What happened?" "Why"?	We are learning to think like a scientist. Example: "What do you think will happen if...?" "What happened?" "Why"?	We are learning about rocks. Some rocks are smooth, while others are rough. Some are dark, while others are heavy.

## Pecos Kindergarten 5th Six Weeks Parent Calendar

<b>Social Studies</b>	Discuss with your child the physical characteristics of places such as land forms, bodies of water, natural resources, and weather. Research migration at the Library or on the Internet.	Help your child understand how technology has changed the way your family lives.	Help your child understand the purpose of having rules in the home, at school which includes athletic activities, and in the community.	Discuss with your child how technology meets people's needs. Show your child different machines (appliances) in your home. Compare a manual can opener to an electric can opener and discuss differences between the two.	Discuss and identify tools and machines used in the home, at school, and in the community. Discuss how they are important to particular jobs.	Discuss with your child the characteristics of human and animal types of dwellings around the world. Internet/Library research.

**Pecos Kindergarten**  
**1st Six Weeks/Parent Calendar**

**Theme: Imagine That**

<b>Theme: Imagine That</b>						
	<b>Week One</b>	<b>Week Two</b>	<b>Week Three</b>	<b>Week Four</b>	<b>Week Five</b>	<b>Week Six</b>
<b>Reading</b>	Read with your child daily. Letter Xx, Yy, Zz. Skill -Author"s Purpose. Discuss author's purpose as you read. Recite days of the week.	Letter \short u. Skill Drawing conclusions. Read a story draw conclusions about the characters and what happens to them.	Review short vowels. Skill- Sequencing. What happens first, next, and last.	Review long vowels. Drawing conclusions- Read a story, draw conclusions about the characters and what happens to them.	Consonant blends. Read a story details about what was read. Use describing words.	Review all letters. Use complete sentences when responding. Drawing conclusions - Read a story draw conclusions about the characters and what happens to them.
<b>Fine Arts</b>	Music class orientation	Learning loud and soft sound differences in music and voice.	CD "That's what's new with me" "My head and my shoulders".	"Hello there.". "Hi Dee-Roon"	"Clap, Wiggle and Stomp" "Sing a Little Song"	" Skip to My Lou" "Sugar 'Sugah' Bee" "Get on Board"
<b>P-E</b>	Kickball	Kickball	Kickball	Tee Ball	Tee Ball	Tee Ball

## Pecos Kindergarten 1st Six Weeks/Parent Calendar

Technology	Read with your child daily. We are focusing on letters and skills listed for each week. Review reading, typing, and writing from left to right. Focus and Introduction of Letter Xx, Yy, Zz. Type and write vocabulary words focus on days of the week. (Monday, Tuesday. . . )	Help your child copy write correct manuscript letters. Have your child use adjectives - words that describe when speaking. Focus and Introduction of letterü.	Reminder to continue using Waterford books and tapes. Focus on short vowel sounds. Have them pick out words in print with the short vowel sounds. Continue to find punctuation in print. Encourage children to write short stories.	Focus on long vowels. Encourage children to find letters learned in the beginning, middle and ending sounds in words.	Focus on consonant blends. Have your child seek different consonant blends in text.	Review entire alphabet. Encourage children to write in complete sentences using descriptive words. Continue to read to your child throughout the summer.
	Math	<b>Week One</b>	<b>Week Two</b>	<b>Week Three</b>	<b>Week Four</b>	<b>Week Five</b>
Science		Practice adding money.	Introduce subtraction terminology: take away, the minus sign (-), equal sign (+), how many are left?	Introduce subtraction. Place 6 pieces of cereal on the table. Have your child subtract 4 pieces (move them away). Ask: "How many pieces of cereal are left?"	Practice subtraction sentences using numbers to 10. Example: $10 - 4 = \underline{6}$ .	Practice vertical subtraction. Example: $\begin{array}{r} 10 \\ - 2 \\ \hline 8 \end{array}$
	We are are experimenting with mixing colors.	We are continuing to experiment with mixing colors.	We are studying the differences between the Earth and the moon.	We are studying the differences between living and nonliving things.	We are practicing using our sense of touch to solve problems.	We are practicing using our sense of hearing to solve problems.

## Pecos Kindergarten 1st Six Weeks/Parent Calendar

<b>Social Studies</b>	<p>Have your child save their money for one week to purchase something for a special need.</p>	<p>Identify and understand the role of authority figures in a department store or business in the community.</p>	<p>Compare and contrast how technology has influenced the study of space through the years (NASA Web site and the NASA television channel).</p>	<p>Have your child go with you throughout your home and discuss locations of specific objects including using location terms such as up, down, over, under, near, far, left, right, inside, outside, upstairs, and downstairs.</p>	<p>Plan a trip to the store, park, etc., using location terminology on how you would get there.</p>	<p>Your child can help you plan a summer vacation. Include the use of a map and globe.</p>